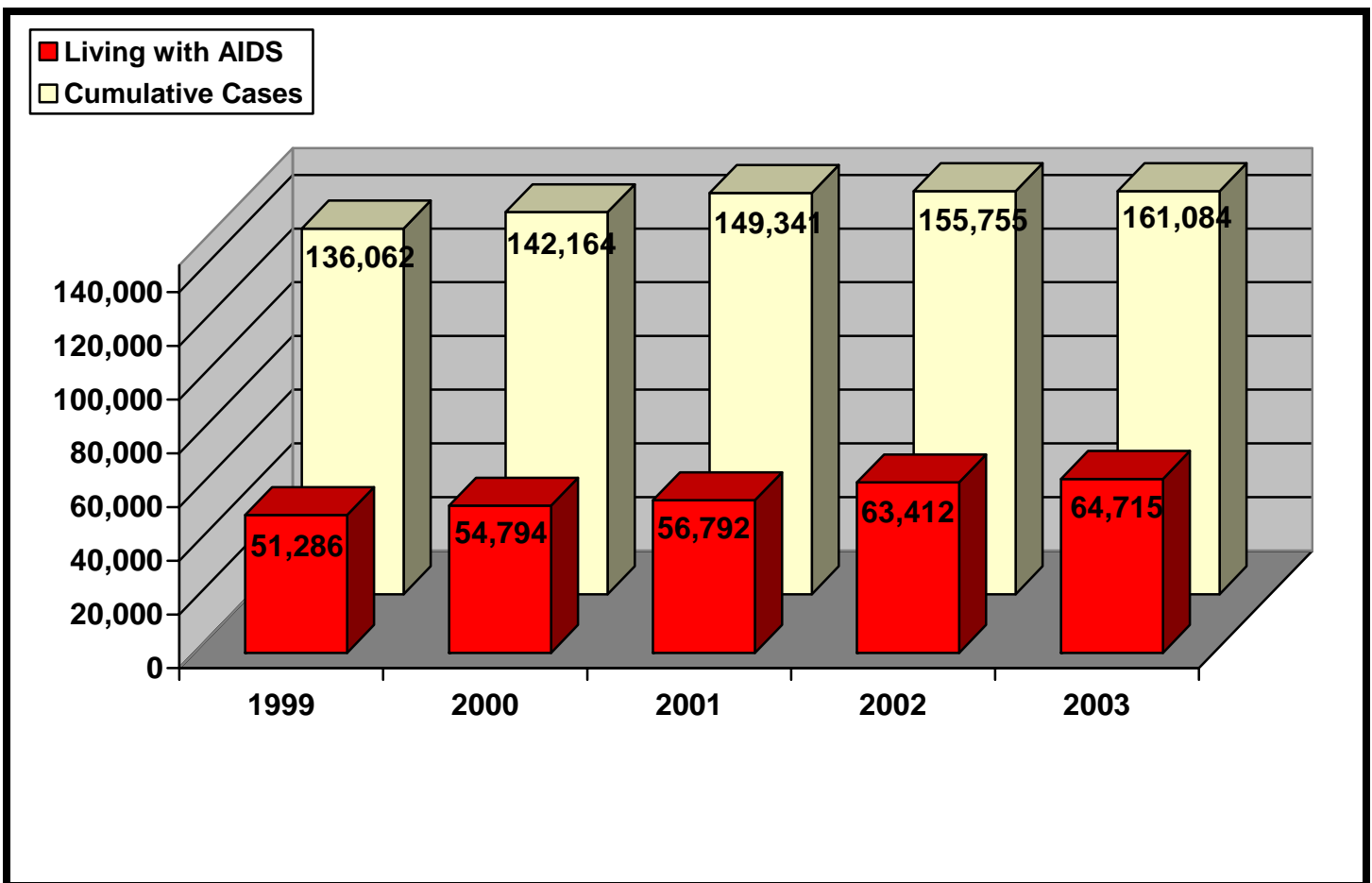


HIV/AIDS IN NEW YORK

While the federal government's investment in treatment and research is helping people with HIV/AIDS live longer and more productive lives, HIV continues to spread at a staggering national rate of over 40,000 new infections per year. The following data represent the total reported AIDS cases in New York through year-end 2003:

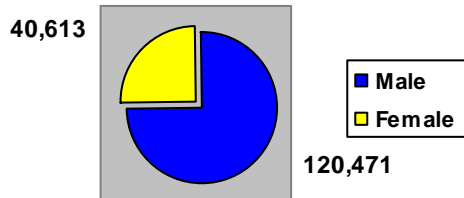
Total Reported AIDS Cases



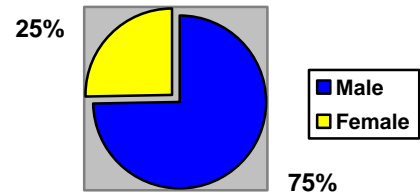
Demographic Trends

It is the position of AIDS Action that the current HIV/AIDS statistics represent only a portion of the epidemic in the U.S. The data below only captures the HIV cases that were confirmed through testing and reporting; thus, it does not reflect the demography and size of the HIV positive population that has not yet been tested or reported.

TOTAL REPORTED AIDS CASES BY GENDER, 2003



PERCENTAGE OF TOTAL AIDS CASES REPORTED BY GENDER, 2003



TOTAL REPORTED AIDS CASES BY RACE / ETHNICITY, 2003

White, Not Hispanic	41,956
Black, Not Hispanic	70,477
Hispanic	47,071
Asian/Pacific Islander	1,099
American Indian	108
Multi Race/Unknown	373

PERCENTAGE OF TOTAL REPORTED CASES BY RACE / ETHNICITY, 2003ⁱⁱ

White, Not Hispanic	26%
Black, Not Hispanic	44%
Hispanic	29%
Asian/Pacific Islander	<1%
American Indian/Alaskan Native	<1%
Multi Race/Unknown	<1%

NEW YORK COUNTIES, 2003ⁱⁱⁱ



TOTAL REPORTED AIDS CASES BY MAJOR COUNTIES, 2003^{iv}

County	Total Cases
New York	46,561
Kings	35,045
Bronx	27,514
Queens	18,363
Westchester	4,878
Nassau	3,724
Suffolk	3,698

FISCAL YEAR 2003 FUNDING FOR HIV/AIDS IN NEW YORK

At-A-Glance

	Department	Agency	Amount
HIV Prevention	Health & Human Services	Centers for Disease Control & Prev.	\$28,056,936
Ryan White - Title I	Health & Human Services	Health Resources & Services Admin	\$111,683,046
Ryan White - Title II	Health & Human Services	Health Resources & Services Admin	\$166,416,534
Ryan White - Title III	Health & Human Services	Health Resources & Services Admin	\$24,132,271
Ryan White - Title IV	Health & Human Services	Health Resources & Services Admin	\$11,742,119
Ryan White - AETC	Health & Human Services	Health Resources & Services Admin	\$4,116,000
Ryan White - Dental	Health & Human Services	Health Resources & Services Admin	\$4,706,850
Ryan White - SPNS	Health & Human Services	Health Resources & Services Admin	\$3,449,205
HOPWA	Housing & Urban Dev.	Office of HIV/AIDS Housing	\$67,709,788

Prevention

The Centers for Disease Control and Prevention provided New York with \$28,056,936 for HIV prevention programs. These funds were allocated to state and local health departments and community-based organizations to finance counseling and testing programs, public information and health education/risk reduction activities, and monitoring/surveillance programs.^v

Ryan White CARE Act

The Ryan White Comprehensive AIDS Resources Emergency (CARE) Act, enacted in 1990 and reauthorized in 2000, is the centerpiece of the federal government's efforts to improve the quality and availability of care for medically underserved individuals and families affected by HIV/AIDS. The CARE Act, administered by the HIV/AIDS Bureau of the Health Resources and Services Administration, provides funding to states, territories, and other public and private nonprofit entities to develop, organize, coordinate, and operate more effective and cost-efficient systems for the delivery of essential health care and support services to people living with HIV/AIDS and their families.

- **Title I – Eligible Metropolitan Areas (EMAs):** Title I provides funding to eligible metropolitan areas disproportionately affected by the HIV epidemic. New York qualified for \$111,683,046 in Title I funding.^{vi}
 - EMAs: Dutchess County, Nassau- Suffolk, and New York.
- **Title II – States:** Title II helps state health departments improve the quality, availability, and organization of HIV health care and support services. This title also contains the AIDS Drug Assistance Program (ADAP), which provides medications to individuals with low income and supplemental grants for emerging communities, which are defined as cities reporting between 500 and 1,999 AIDS cases in the past five years. New York received \$166,416,534 in CARE Act Title II funds, which includes \$120,525,883 for ADAP and \$696,916 for emerging communities (Albany-Schenectady-Troy, Buffalo-Niagara Falls, Rochester, and Syracuse), as well as \$1,332,529 to support educational and outreach services to help disproportionately impacted communities of color improve their participation in ADAP through the Minority AIDS Initiative.^{vii}
- **Title III – Early Intervention Services and Planning:** Title III supports competitive grants to provide medical treatment and medical support services for people living with HIV including HIV testing, early intervention services, risk reduction counseling, case management, outreach, oral health, nutrition, and mental health services. Title III supports Early Intervention Services (EIS) grants that provide services for HIV positive individuals with low income who are uninsured or underinsured as well as grants for planning

and capacity building to help rural or underserved communities develop high-quality HIV primary care. New York received \$24,132,271 in Title III funds.^{viii}

- **Title IV – Women, Infants, Children, and Youth:** Title IV focuses on the operation and development of primary care systems and social services for women and youth, two groups that represent a growing share of the epidemic. New York received \$11,742,119 in Title IV funds.^{ix}
- **Other CARE Act Funding Programs:**

AIDS Education and Training Centers (AETC) Program

AETCs provide training, consultation, and information to HIV health care providers through a network of 11 regional centers, each of which serves between two and ten states and/or territories; four national centers (the AETC National Resource Center, the National HIV/AIDS Clinicians' Consultation Center, the National Evaluation AETC, and the National Minority AETC); and over 130 local performance sites across all 50 states, the District of Columbia, and the U.S. territories.

Funding is allocated to each of the 15 national and regional centers, which then distribute resources to local performance sites in each state.

Total AETC Funding:

\$4,116,000^x

Regional Center

New York/New Jersey AETC
Mailman School of Public Health
Columbia University
722 West 168th Street, 11th Floor
New York, NY 10032
Allan Rosenfield, MD, Principal Investigator &
Dean
Phone: 212-305-1166
Fax: 212-305-0506
Email: ar32@columbia.edu
Website: <http://www.nynjaetc.org>^{xi}

Located in: New York

Serves: New York, New Jersey

Local Performance Site(s)

Adolescent AIDS Program
The Children's Hospital at Montefiore
Bronx, NY

Bronx-Lebanon Hospital Center
Bronx, NY

AIDS Institute
New York State Department Health
New York, NY

Albany Medical Center
Albany, NY

Bronx-Lebanon Hospital Center
Bronx, NY

Cicatelli Associates, Inc.
New York, NY

Cornell Clinical Trials Unit
Joan and Sanford I Weill Medical College
Cornell University
New York, New York

Columbia Mental Health Training Project
New York, NY

St. Vincent’s Catholic Medical Centers
New York, NY

Dental Reimbursement Program

The Ryan White Care Act Dental Reimbursement program provides reimbursement to dental schools, postdoctoral dental education programs, and dental hygiene programs for oral health care of individuals living with HIV.

Total Dental Reimbursement Funding: \$4,706,850^{xii}

Bronx Lebanon Hospital Center Bronx, NY \$640,081	Lincoln Medical and Mental Health Center Bronx, NY \$115,378
Montefiore Medical Center Bronx, NY \$218,385	St. Barnabas Hospital Bronx, NY \$212,556
Kings County Hospital Center Brooklyn, NY \$194,471	Long Island College Hospital Brooklyn, NY \$26,368
Lutheran Medical Center Brooklyn, NY \$604,637	Woodhull Medical and Mental Health Center Brooklyn, NY \$201,551
The Brooklyn Hospital Center Brooklyn, NY \$58,759	Wyckoff Heights Medical Center Brooklyn, NY \$10,292
Erie County Medical Center Buffalo, NY \$32,542	New York Hospital Medical Center of Queens Flushing, NY \$83,545
Jamaica Hospital Medical Center Jamaica, NY \$361,691	Saint Vincent Catholic Medical Centers Jamaica, NY \$869,724
Long Island Jewish Medical Center New Hyde Park, NY \$20,647	Columbia University New York, NY \$217,212
New York University New York, NY \$225,629	New York Medical College New York, NY \$31,160
St. Luke’s-Roosevelt Hospital Center New York, NY \$358,234	The Mount Sinai Medical Center New York, NY \$143,495
Strong Memorial Hospital/University of Rochester Rochester, NY \$30,558	Westchester County Medical Center Valhalla, NY \$49,935

Special Projects of National Significance (SPNS)

SPNS is the research and development aspect of the Ryan White CARE Act. SPNS is responsible for assessing the effectiveness of certain care models, providing support for innovative models of HIV/AIDS service delivery and for assisting the replication of effective models across the nation.

Total SPNS Funding: \$3,449,205^{xiii}

Lutheran Medical Centers	\$950,000
Community Healthcare Network	\$350,000
Montefiore Medical Center	\$750,000
St. Luke's-Roosevelt Hospital Center	\$300,000
Brookdale University Hospital Medical Center	\$350,000
Cornell University	\$399,205
Trustees of Columbia University	\$400,000

Housing Opportunities for Persons with AIDS

The Housing Opportunities for Persons with AIDS program (HOPWA) provides housing assistance and related supportive services for HIV positive persons with low income and their families. Ninety percent of funding is provided through “formula grants” to qualified states with the largest number of AIDS cases, and the remaining ten percent is provided on a competitive basis through three grant programs: Special Projects of National Significance (SPNS), projects that address permanent housing and service challenges for persons with HIV and their families, and technical assistance projects.

The Department of Housing and Urban Development (HUD) provided New York with \$65,827,000 in formula grants under the HOPWA program in 2003.^{xiv} New York also received \$0 in SPNS funding and a \$1,132,788 permanent housing renewal grant for New York's Fortune Society. New York received \$750,000 in technical assistance funding for Bailey House and for the Center for Urban Community Services, Inc.^{xv}

HOPWA Grant Type	Funding Amount
Formula	\$65,827,000
Competitive- SPNS	\$0
Competitive- Permanent Housing	\$1,132,788
Competitive- Technical Assistance	\$750,000

Serostatus Reporting

States require that cases of AIDS be reported to local and state health departments, and since 2004, all states require that cases of HIV infection be reported as well. The data below include the number of persons reported with HIV infection who do *not* have an AIDS diagnosis. Each state can use one of three forms of HIV reporting: name-based, code-based, or name-to-code-based. In name-based reporting, the individual who tests positive is identified by name. In code-based reporting, unique identifier codes are used in place of names. In name-to-code-based reporting, HIV cases are initially identified by name and are later switched to code. The CDC only accepts data for its surveillance reports from states that use name-based reporting for HIV.

New York uses **name-based** reporting of HIV infections.^{xvi}

- Total number of adults living with HIV infection through December 2003: 33,927
- Total number of children < 13 years old living with HIV infection through December 2003: 1,769^{xvii}

State AIDS Director

Humberto Cruz

Director

Division of HIV Health Care

AIDS Institute

New York State Department of Health

Corning Tower, Room 459, ESP

Albany, NY 12237

Phone: (518) 473-7781

Fax: (518) 473-8905

E-mail: hxc01@health.state.ny.us^{xviii}

ⁱ 1999-2002 data: Centers for Disease Control & Prevention Division of HIV/AIDS Prevention. *HIV/AIDS Surveillance Report* Volumes 11-14. <http://www.cdc.gov/hiv/stats/haslink.htm>. (Retrieved March 2003).

ⁱⁱ Glebatis, Donna. New York State Department of Health, Bureau of HIV/AIDS Epidemiology. Special data report per AIDS Action request, Received December 27, 2004.

ⁱⁱⁱ U.S. Census Bureau. *New York County Selection Map*. http://quickfacts.census.gov/qfd/maps/new_york_map.html. (Retrieved January 5, 2005).

^{iv} Glebatis, Donna. New York State Department of Health, Bureau of HIV/AIDS Epidemiology. Special data report per AIDS Action request, Received December 27, 2004.

^v Kaiser Family Foundation. *State Health Facts*. <http://www.statehealthfacts.kff.org/cgi-bin/healthfacts.cgi>. (Retrieved October 13, 2004).

^{vi} Health Resources and Services Administration. *HHS Awards \$600 Million for AIDS Care in Major Urban Areas*. March 19, 2003. <http://www.hhs.gov/news/press/2003pres/20030319.html>. (Retrieved October 6, 2004).

^{vii} Health Resources and Services Administration. *HHS Awards \$1 Billion to Help States Provide Healthcare, Services and Prescription Drugs for People with HIV/AIDS*. April 10, 2003. <http://www.hhs.gov/news/press/2003pres/20030410.html>. (Retrieved November 8, 2004).

^{viii} Malik, Noreen. Health Resources and Services Administration HIV/AIDS Bureau. Special data report per AIDS Action request, Received October 13, 2004.

^{ix} Ibid.

^x Frank, Linda. National Association of AIDS Education and Training Centers. Special data report per AIDS Action request, Received November 3, 2004.

^{xi} AETC National Resource Center. *AETC AIDS Education & Training Centers Directory 2004 Edition*. <http://www.aidsetc.org/pdf/about/AETC-2004-Directory.pdf>. (Retrieved November 8, 2004).

^{xii} Health Resources and Services Administration. *HRSAs Awards Nearly \$10 Million to Provide Oral Health Services for People Living with HIV/AIDS*. September 29, 2003. <http://newsroom.hrsa.gov/releases/2003/hivdental.htm>. (Retrieved October 5, 2004).

^{xiii} Tinsley, Melinda J. Health Resources and Services Administration HIV/AIDS Bureau. Special data report per AIDS Action request, Received October 5, 2004.

^{xiv} Department of Housing and Urban Development, HUD (Website). *FY 2003 HOPWA Formula Allocations*. <http://www.hud.gov/offices/cpd/aidshousing/programs/formula/grants/2003.pdf>. (Retrieved November 8, 2004).

^{xv} Department of Housing and Urban Development. *FY2003 HOPWA Competitive Awards*. <http://www.hud.gov/offices/cpd/aidshousing/programs/competitive/grants/fy03/index.cfm>. (Retrieved October 6, 2004).

^{xvi} Kaiser Family Foundation. *HIV Name/Code-Based Reporting Policies, 2004*. January 2004. <http://www.statehealthfacts.kff.org/cgi-bin/healthfacts.cgi?action=compare&category=HIV%2fAIDS&subcategory=HIV+Testing&topic=Name%2fCode%2dBased+Reporti ng>. (Retrieved November 8 2004).

^{xvii} Glebatis, Donna. New York State Department of Health, Bureau of HIV/AIDS Epidemiology. Special data report per AIDS Action request, Received December 27, 2004.

^{xviii} National Alliance of State and Territorial AIDS Directors. Special data report per AIDS Action request, Received October 28, 2004.