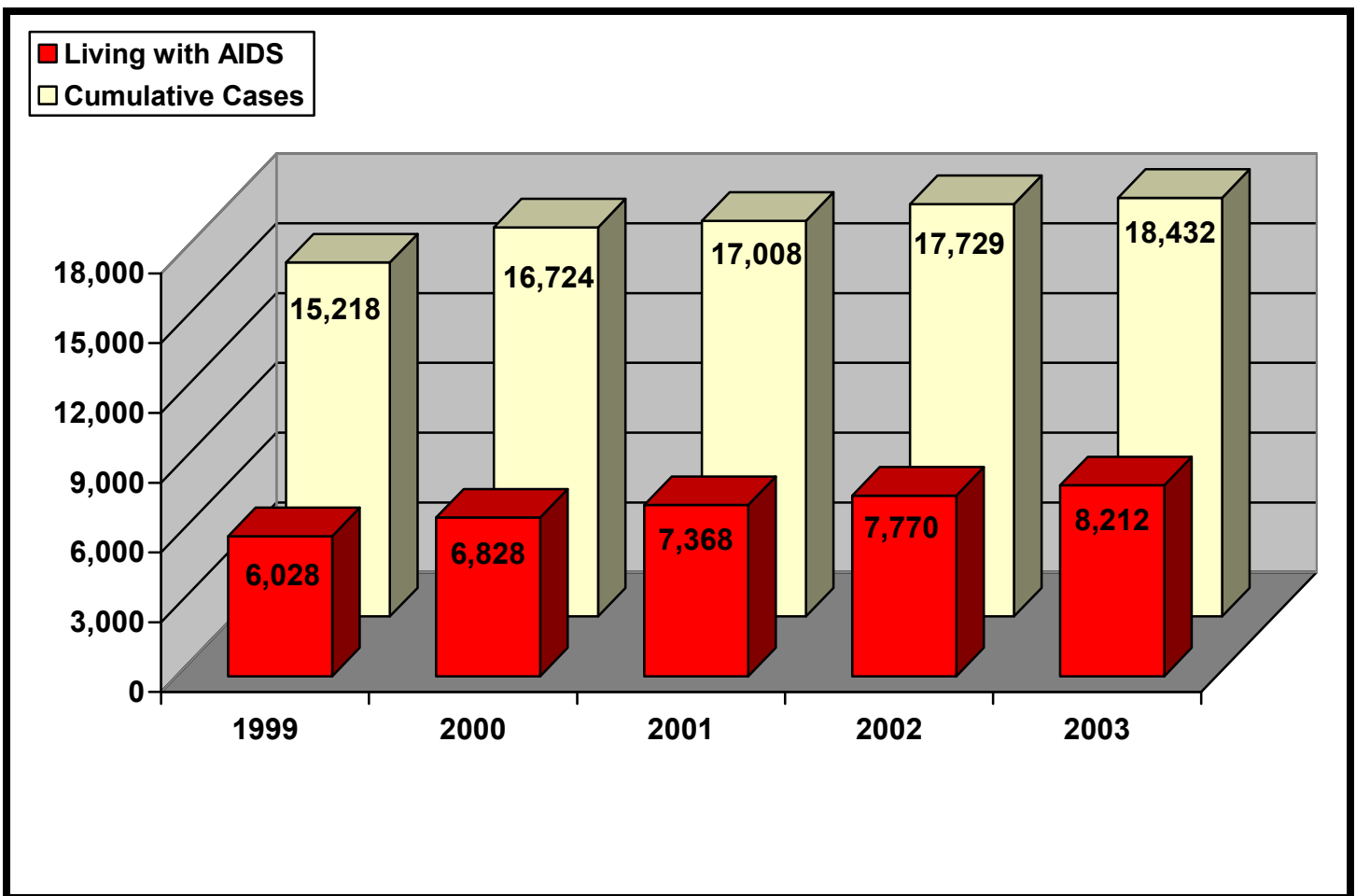


## HIV/AIDS IN MASSACHUSETTS

While the federal government's investment in treatment and research is helping people with HIV/AIDS live longer and more productive lives, HIV continues to spread at a staggering national rate of over 40,000 new infections per year. The following data represent the total reported AIDS cases in Massachusetts through year end 2003:

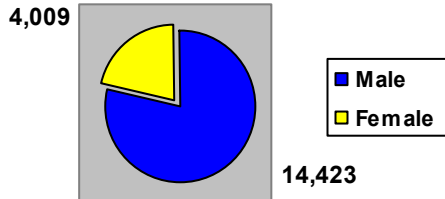
**Total Reported AIDS Cases**



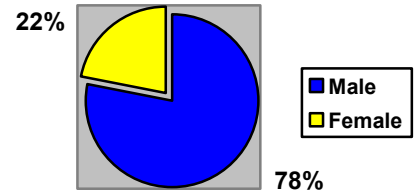
## Demographic Trends

It is the position of AIDS Action that the current HIV/AIDS statistics represent only a portion of the epidemic in the U.S. The data below only captures the HIV cases that were confirmed through testing and reporting; thus, it does not reflect the demography and size of the HIV positive population that has not yet been tested or reported.

### TOTAL REPORTED AIDS CASES BY GENDER, 2003



### PERCENTAGE OF TOTAL AIDS CASES REPORTED BY GENDER, 2003



### TOTAL REPORTED AIDS CASES BY RACE / ETHNICITY, 2003

White, Not Hispanic	9,975
Black, Not Hispanic	4,632
Hispanic	3,656
Asian/Pacific Islander	130
American Indian/Alaskan Native	23

### PERCENTAGE OF REPORTED CASES BY RACE / ETHNICITY, 2003<sup>ii</sup>

White, Not Hispanic	54 %
Black, Not Hispanic	25 %
Hispanic	20 %
Asian/Pacific Islander	<1 %
American Indian/Alaskan Native	<1 %

### MASSACHUSETTS COUNTIES, 2003<sup>iii</sup>



### CUMULATIVE AIDS CASES BY MAJOR COUNTIES, 2003<sup>iv</sup>

County	Total Cases
Suffolk County	6,388
Middlesex County	2,955
Hampden County	1,835
Worcester County	1,650
Essex County	1,501
Bristol County	1,257
Norfolk County	964
Plymouth County	837
Barnstable County	666

## FISCAL YEAR 2003 FUNDING FOR HIV/AIDS IN MASSACHUSETTS

### At-A-Glance

	<b>Department</b>	<b>Agency</b>	<b>Amount</b>
HIV Prevention	Health & Human Services	Centers for Disease Control & Prev.	\$9,241,583
Ryan White - Title I	Health & Human Services	Health Resources & Services Admin.	\$15,389,403
Ryan White - Title II	Health & Human Services	Health Resources & Services Admin.	\$20,165,312
Ryan White - Title III	Health & Human Services	Health Resources & Services Admin.	\$7,816,365
Ryan White - Title IV	Health & Human Services	Health Resources & Services Admin.	\$2,839,885
Ryan White - AETC	Health & Human Services	Health Resources & Services Admin.	\$1,950,000
Ryan White - Dental	Health & Human Services	Health Resources & Services Admin.	\$1,060,513
Ryan White - SPNS	Health & Human Services	Health Resources & Services Admin.	\$1,323,849
HOPWA	Housing & Urban Dev.	Office of HIV/AIDS Housing	\$6,911,524

### Prevention

The Centers for Disease Control and Prevention provided Massachusetts with \$9,241,583 for HIV prevention programs. These funds were allocated to state and local health departments and community-based organizations to finance counseling and testing programs, public information and health education/risk reduction activities, and monitoring/surveillance programs.<sup>v</sup>

### Ryan White CARE Act

The Ryan White Comprehensive AIDS Resources Emergency (CARE) Act, enacted in 1990 and reauthorized in 2000, is the centerpiece of the federal government's efforts to improve the quality and availability of care for medically underserved individuals and families affected by HIV/AIDS. The CARE Act, administered by the HIV/AIDS Bureau of the Health Resources and Services Administration, provides funding to states, territories, and other public and private nonprofit entities to develop, organize, coordinate, and operate more effective and cost-efficient systems for the delivery of essential health care and support services to people living with HIV/AIDS and their families.

- **Title I – Eligible Metropolitan Areas (EMAs):** Title I provides funding to eligible metropolitan areas disproportionately affected by the HIV epidemic. Massachusetts qualified for \$15,389,403 in Title I funding.<sup>vi</sup>

- EMAs: Boston

The Boston EMA also includes some portions of New Hampshire.

- **Title II – States:** Title II helps state health departments improve the quality, availability, and organization of HIV health care and support services. This title also contains the AIDS Drug Assistance Program (ADAP), which provides medications to individuals with low income and supplemental grants for emerging communities, which are defined as cities reporting between 500 and 1,999 AIDS cases in the past five years. Massachusetts received \$20,165,312 in CARE Act Title II funds, which includes \$14,422,850 for ADAP and \$143,714 for emerging communities (Springfield), as well as \$109,466 to support educational and outreach services to help disproportionately impacted communities of color improve their participation in ADAP through the Minority AIDS Initiative.<sup>vii</sup>

- **Title III – Early Intervention Services and Planning:** Title III supports competitive grants to provide medical treatment and medical support services for people living with HIV including HIV testing, early intervention services, risk reduction counseling, case management, outreach, oral health, nutrition, and mental health services. Title III supports Early Intervention Services (EIS) grants that provide services for HIV positive individuals with low income who are uninsured or underinsured as well as grants for planning and capacity building to help rural or underserved communities develop high-quality HIV primary care. Massachusetts received \$7,816,365 in Title III funds.<sup>ix</sup>
- **Title IV – Women, Infants, Children, and Youth:** Title IV focuses on the operation and development of primary care systems and social services for women and youth, two groups that represent a growing share of the epidemic. Massachusetts received \$2,839,885 in Title IV funds.<sup>x</sup>
- **Other CARE Act Funding Programs:**

**AIDS Education and Training Centers (AETC) Program**

AETCs provide training, consultation, and information to HIV health care providers through a network of 11 regional centers, each of which serves between two and ten states and/or territories; four national centers (the AETC National Resource Center, the National HIV/AIDS Clinicians' Consultation Center, the National Evaluation AETC, and the National Minority AETC); and over 130 local performance sites across all 50 states, the District of Columbia, and the U.S. territories.

Funding is allocated to each of the 15 national and regional centers, which then distribute resources to local performance sites in each state.

**Total AETC Funding:**

\$1,950,000<sup>xi</sup>

**Regional Center**

New England AETC  
Office of Community Programs  
University of Massachusetts Medical School  
23 Miner Street, Floor G  
Boston, MA 02215-3318  
Donna Gallagher, MS, RNC, ANP, FAAN,  
Director & Principal Investigator  
Phone: 617-262-5657  
Fax: 617-262-5667  
Email: [aidsed@neaetc.org](mailto:aidsed@neaetc.org)  
Website: <http://www.neaetc.org><sup>xii</sup>

*Located in: Massachusetts*

*Serves: Connecticut, Maine, Massachusetts, New Hampshire,  
Rhode Island, Vermont*

**Local Performance Site(s)**

Beth Israel Deaconess Medical Center  
Boston, MA

Boston University  
Goldman School of Dentistry  
Boston, MA

Institute for Health Professions  
Massachusetts General Hospital  
Boston, MA

Community Dental Program  
Forsyth Dental Center  
Boston, MA

Dimock Community Health Center  
Roxbury, MA

University of Massachusetts Medical School  
Worcester, MA

Baystate Medical Center  
Springfield, MA

Berkshire AHEC  
Pittsfield, MA

Merrimack Valley AHEC  
Lawrence, MA

### Dental Reimbursement Program

The Ryan White Care Act Dental Reimbursement program provides reimbursement to dental schools, postdoctoral dental education programs, and dental hygiene programs for oral health care of individuals living with HIV.

**Total Dental Reimbursement Funding:** \$1,060,513<sup>xiii</sup>

Boston Medical Center General Practice Residency Program Boston, MA \$242,261.85	Boston University Goldman School of Dental Medicine Boston, MA \$687,437.91
Harvard School of Dental Medicine Boston, MA \$24,085.00	Tufts University School of Medicine Boston, MA \$106,728.33

### Special Projects of National Significance (SPNS)

SPNS is the research and development aspect of the Ryan White CARE Act. SPNS is responsible for assessing the effectiveness of certain care models, providing support for innovative models of HIV/AIDS service delivery and for assisting the replication of effective models across the nation.

**Total SPNS Funding:** \$1,323,849<sup>xiv</sup>

Fenway Community Health Center	\$700,000
Trustees of Boston University	\$623,849

### Housing Opportunities for Persons with AIDS

The Housing Opportunities for Persons with AIDS program (HOPWA) provides housing assistance and related supportive services for HIV positive persons with low income and their families. Ninety percent of funding is provided through “formula grants” to qualified states with the largest number of AIDS cases, and the remaining ten percent is provided on a competitive basis through three grant programs: Special Projects of National Significance (SPNS), projects that address permanent housing and service challenges for persons with HIV and their families, and technical assistance projects.

The Department of Housing and Urban Development (HUD) provided Massachusetts with \$4,040,000 in formula grants under the HOPWA program in 2003.<sup>xv</sup> Massachusetts received \$2,621,524 in SPNS funding for Cambridge Cares About AIDS, Inc. and Community Healthlink, Inc. projects, and \$0 in permanent housing renewal grants. Massachusetts' AIDS Housing Corporation received \$250,000 in technical assistance funding.<sup>xvi</sup>

HOPWA Grant Type	Funding Amount
Formula	\$4,040,000
Competitive- SPNS	\$2,621,524
Competitive- Permanent Housing	\$0
Competitive- Technical Assistance	\$250,000

## Serostatus Reporting

States require that cases of AIDS be reported to local and state health departments, and since 2004, all states require that cases of HIV infection be reported as well. The data below include the number of persons reported with HIV infection who do *not* have an AIDS diagnosis. Each state can use one of three forms of HIV reporting: name-based, code-based, or name-to-code-based. In name-based reporting, the individual who tests positive is identified by name. In code-based reporting, unique identifier codes are used in place of names. In name-to-code-based reporting, HIV cases are initially identified by name and are later switched to code. The CDC only accepts data for its surveillance reports from states that use name-based reporting for HIV.

Massachusetts uses **code-based** reporting of HIV infections.<sup>xvii</sup>

- Total number of persons living with HIV infection through January 2004: 5,947<sup>xviii</sup>

## State AIDS Director

### Kevin Cranston

Acting Director, HIV/AIDS Bureau  
 Massachusetts Department of Public Health  
 250 Washington St., 3<sup>rd</sup> Floor  
 Boston, MA 02118  
 Phone: (617) 624-5303  
 Fax: (617) 624-5399  
 E-mail: [kevin.cranston@state.ma.us](mailto:kevin.cranston@state.ma.us)<sup>xix</sup>

<sup>i</sup> 1999-2001 data: Centers for Disease Control & Prevention Division of HIV/AIDS Prevention. *HIV/AIDS surveillance report* Volumes 11-13, Tables 1 and 2. <http://www.cdc.gov/hiv/stats/hasrlink.htm>. (Retrieved March 2003).

2002 data: Massachusetts Department of Public Health Bureau of Communicable Disease Control HIV/AIDS Surveillance Program. *Massachusetts Cities/towns with > 5 Cumulative AIDS Cases*. Semi-annual Report, Jan 2003. [http://www.state.ma.us/dph/cdc/aids/semiannual/cities\\_cum.pdf](http://www.state.ma.us/dph/cdc/aids/semiannual/cities_cum.pdf). (Retrieved April 2003).

2003 data: Murphy, James. Massachusetts Department of Public Health Bureau of Communicable Disease Control. Special data report per AIDS Action request, Received November 4, 2004.

- 
- <sup>ii</sup> Murphy, James. Massachusetts Department of Public Health Bureau of Communicable Disease Control. Special data report per AIDS Action request, Received November 4, 2004.
- <sup>iii</sup> U.S. Census Bureau. *Massachusetts County Selection Map*. [http://quickfacts.census.gov/qfd/maps/massachusetts\\_map.html](http://quickfacts.census.gov/qfd/maps/massachusetts_map.html). (Retrieved November 2004).
- <sup>iv</sup> Murphy, James. Massachusetts Department of Public Health Bureau of Communicable Disease Control. Special data report per AIDS Action request, Received November 4, 2004.
- <sup>v</sup> Kaiser Family Foundation. *State Health Facts*. <http://www.statehealthfacts.kff.org/cgi-bin/healthfacts.cgi?> (Retrieved October 13, 2004)
- <sup>vi</sup> Health Resources and Services Administration. *HHS Awards \$600 Million for AIDS Care in Major Urban Areas*. March 19, 2003. <http://www.hhs.gov/news/press/2003pres/20030319.html> (Retrieved October 6, 2004).
- <sup>vii</sup> Health Resources and Services Administration. *HHS Award \$1 Billion to help States Provide Healthcare, Services and Prescription Drugs for People with HIV/AIDS*. April 10, 2003. <http://www.hhs.gov/news/press/2003pres/20030410.html>. (Retrieved November 8, 2004).
- <sup>viii</sup> National Alliance of State and Territorial AIDS Directors. *The ADAP Watch*. October 6, 2004. [www.nastad.org](http://www.nastad.org)
- <sup>ix</sup> Malik, Noreen. Health Resources and Services Administration HIV/AIDS Bureau. Special data report per AIDS Action request, Received October 13, 2004.
- <sup>x</sup> Ibid.
- <sup>xi</sup> Frank, Linda. National Association of AIDS Education and Training Centers. Special data report per AIDS Action request, Received November 3, 2004
- <sup>xii</sup> AETC National Resource Center. *AETC AIDS Education & Training Centers Directory 2004 Edition*. <http://www.aidsetc.org/pdf/about/AETC-2004-Directory.pdf>. (Retrieved November 8, 2004).
- <sup>xiii</sup> Health Resources and Services Administration. *HRSA Awards Nearly \$10 Million to Provide Oral Health Services for People Living with HIV/AIDS*. September 29, 2003. <http://newsroom.hrsa.gov/releases/2003/hivdental.htm>. (Retrieved October 5, 2004).
- <sup>xiv</sup> Tinsley, Melinda J. Health Resources and Services Administration/HIV Bureau. Special data report per AIDS Action request, Received October 5, 2004.
- <sup>xv</sup> Department of Housing and Urban Development, HUD (Website). *FY 2003 HOPWA Formula Allocations*. <http://www.hud.gov/offices/cpd/aidshousing/programs/formula/grants/2003.pdf>. (Retrieved November 8, 2004).
- <sup>xvi</sup> Department of Housing and Urban Development. *FY2003 HOPWA Competitive Awards*. <http://www.hud.gov/offices/cpd/aidshousing/programs/competitive/grants/fy03/index.cfm>. (Retrieved October 6, 2004).
- <sup>xvii</sup> Kaiser Family Foundation. *HIV Name/Code-Based Reporting Policies, 2004*. January 2004. <http://www.statehealthfacts.kff.org/cgi-bin/healthfacts.cgi?action=compare&category=HIV%2fAIDS&subcategory=HIV+Testing&topic=Name%2fCode%2dBased+Reporti>  
[ng](http://www.statehealthfacts.kff.org/cgi-bin/healthfacts.cgi?action=compare&category=HIV%2fAIDS&subcategory=HIV+Testing&topic=Name%2fCode%2dBased+Reporti) (Retrieved November 8 2004).
- <sup>xviii</sup> Massachusetts Department of Public Health Bureau of Communicable Disease Control HIV/AIDS Surveillance. *Community Health Network Area Report-CHNA: Alive HIV Cases as of January 1, 2004*. (Retrieved November 29, 2004).
- <sup>xix</sup> National Alliance of State and Territorial AIDS Directors. Special data report per AIDS Action request, Received October 28, 2004.