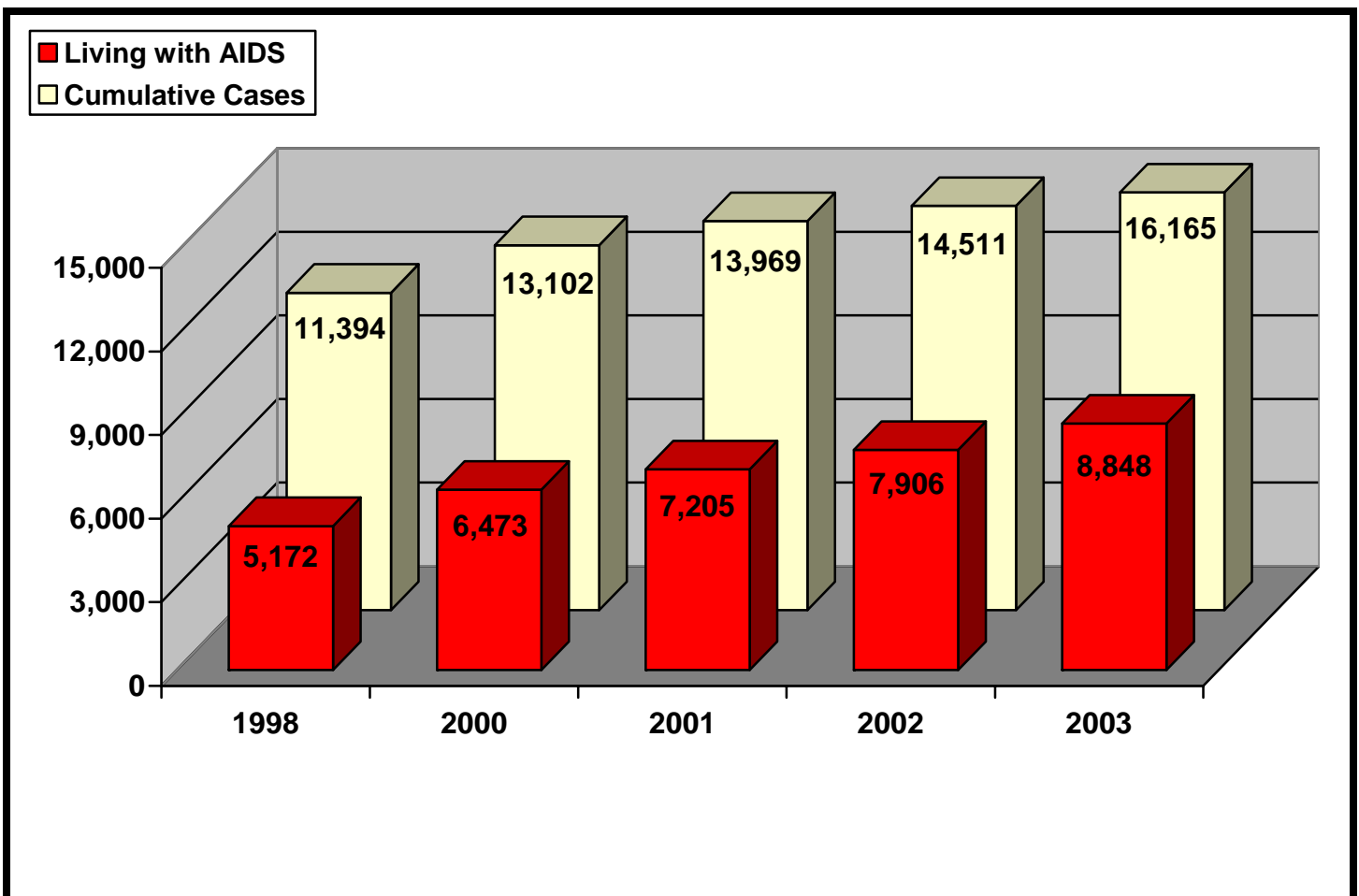


## HIV/AIDS IN THE DISTRICT OF COLUMBIA

While the federal government's investment in treatment and research is helping people with HIV/AIDS live longer and more productive lives, HIV continues to spread at a staggering national rate of over 40,000 new infections per year. The following data represent the total reported AIDS cases in the District of Columbia through December 2003.

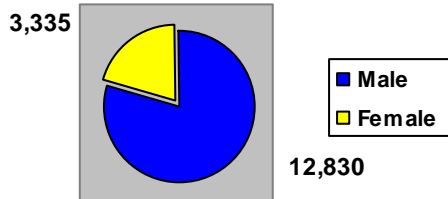
### Total Reported AIDS Cases



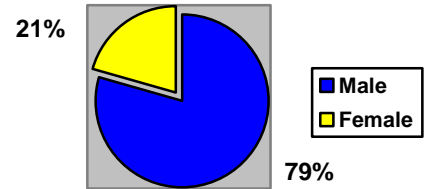
## Demographic Trends

It is the position of AIDS Action that the current HIV/AIDS statistics represent only a portion of the epidemic in the U.S. The data below only captures the HIV cases that were confirmed through testing and reporting; thus, it does not reflect the demography and size of the HIV positive population that has not yet been tested or reported.

### TOTAL REPORTED AIDS CASES BY GENDER, 2003



### PERCENTAGE OF TOTAL AIDS CASES REPORTED BY GENDER, 2003



### TOTAL REPORTED AIDS CASES BY RACE / ETHNICITY, 2003

|                                |        |
|--------------------------------|--------|
| White, Not Hispanic            | 3,094  |
| Black, Not Hispanic            | 12,473 |
| Hispanic                       | 544    |
| Asian/Pacific Islander         | 52     |
| American Indian/Alaskan Native | 14     |

### PERCENTAGE OF TOTAL REPORTED CASES BY RACE / ETHNICITY, 2003<sup>ii</sup>

|                                |      |
|--------------------------------|------|
| White, Not Hispanic            | 19 % |
| Black, Not Hispanic            | 77 % |
| Hispanic                       | 3 %  |
| Asian/Pacific Islander         | <1 % |
| American Indian/Alaskan Native | <1 % |

### DISTRICT OF COLUMBIA, BY WARDS (1-8)<sup>iii</sup>



### TOTAL REPORTED AIDS CASES BY WARDS, 2003<sup>iv</sup>

| Ward | Total Cases |
|------|-------------|
| 1    | 2,788       |
| 2    | 2,557       |
| 3    | 503         |
| 4    | 1,532       |
| 5    | 2,053       |
| 6    | 2,283       |
| 7    | 1,430       |
| 8    | 1,603       |

## FISCAL YEAR 2003 FUNDING FOR HIV/AIDS IN THE DISTRICT OF COLUMBIA

### At-A-Glance

|                        | <b>Department</b>       | <b>Agency</b>                       | <b>Amount</b> |
|------------------------|-------------------------|-------------------------------------|---------------|
| HIV Prevention         | Health & Human Services | Centers for Disease Control & Prev. | \$6,099,142   |
| Ryan White - Title I   | Health & Human Services | Health Resources & Services Admin.  | \$27,871,807  |
| Ryan White - Title II  | Health & Human Services | Health Resources & Services Admin.  | \$16,875,124  |
| Ryan White - Title III | Health & Human Services | Health Resources & Services Admin.  | \$3,142,121   |
| Ryan White - Title IV  | Health & Human Services | Health Resources & Services Admin.  | \$1,414,343   |
| Ryan White - AETC      | Health & Human Services | Health Resources & Services Admin.  | \$3,375,000   |
| Ryan White - Dental    | Health & Human Services | Health Resources & Services Admin.  | \$169,504     |
| Ryan White - SPNS      | Health & Human Services | Health Resources & Services Admin.  | \$1,100,000   |
| HOPWA                  | Housing & Urban Dev.    | Office of HIV/AIDS Housing          | \$9,862,000   |

### Prevention

The Centers for Disease Control and Prevention provided the District of Columbia with \$6,099,142 for HIV prevention programs. These funds were allocated to state and local health departments and community-based organizations to finance counseling and testing programs, public information and health education/risk reduction activities, and monitoring/surveillance programs.<sup>v</sup>

### Ryan White CARE Act

The Ryan White Comprehensive AIDS Resources Emergency (CARE) Act, enacted in 1990 and reauthorized in 2000, is the centerpiece of the federal government's efforts to improve the quality and availability of care for medically underserved individuals and families affected by HIV/AIDS. The CARE Act, administered by the HIV/AIDS Bureau of the Health Resources and Services Administration, provides funding to states, territories, and other public and private nonprofit entities to develop, organize, coordinate, and operate more effective and cost-efficient systems for the delivery of essential health care and support services to people living with HIV/AIDS and their families.

- **Title I – Eligible Metropolitan Areas (EMAs):** Title I provides funding to eligible metropolitan areas disproportionately affected by the HIV epidemic. The District of Columbia qualified for \$27,871,807 in Title I funding.<sup>vi, vii</sup>
  - EMAs: Washington, DC
- **Title II – States:** Title II helps state health departments improve the quality, availability, and organization of HIV health care and support services. This title also contains the AIDS Drug Assistance Program (ADAP), which provides medications to individuals with low income and supplemental grants for emerging communities, which are defined as cities reporting between 500 and 1,999 AIDS cases in the past five years. The District of Columbia received \$16,875,124 in CARE Act Title II funds, which includes \$12,560,419 for ADAP and \$0 for emerging communities, as well as \$148,192 to support educational and outreach services to help disproportionately impacted communities of color improve their participation in ADAP through the Minority AIDS Initiative.<sup>viii</sup>
- **Title III – Early Intervention Services and Planning:** Title III supports competitive grants to provide medical treatment and medical support services for people living with HIV including HIV testing, early

intervention services, risk reduction counseling, case management, outreach, oral health, nutrition, and mental health services. Title III supports Early Intervention Services (EIS) grants that provide services for HIV positive individuals with low income who are uninsured or underinsured as well as grants for planning and capacity building to help rural or underserved communities develop high-quality HIV primary care. The District of Columbia received \$3,142,121 in Title III funds.<sup>ix</sup>

- **Title IV – Women, Infants, Children, and Youth:** Title IV focuses on the operation and development of primary care systems and social services for women and youth, two groups that represent a growing share of the epidemic. The District of Columbia received \$1,414,343 in Title IV funds.<sup>x</sup>
- **Other CARE Act Funding Programs:**

**AIDS Education and Training Centers (AETC) Program**

AETCs provide training, consultation, and information to HIV health care providers through a network of 11 regional centers, each of which serves between two and ten states and/or territories; four national centers (the AETC National Resource Center, the National HIV/AIDS Clinicians’ Consultation Center, the National Evaluation AETC, and the National Minority AETC); and over 130 local performance sites across all 50 states, the District of Columbia, and the U.S. territories.

Funding is allocated to each of the 15 national and regional centers, which then distribute resources to local performance sites in each state.

**Total AETC Funding:** \$3,375,000<sup>xi</sup>

**Regional Center**

Pennsylvania/Mid-Atlantic AETC  
 University of Pittsburgh  
 Graduate School of Public Health  
 Department of Infectious Diseases and Microbiology  
 130 DeSoto Street, A427Crabtree Hall  
 Pittsburgh, PA 15261  
 Linda Frank, PhD, MSN, ACRN, Principal Investigator &  
 Executive Director  
 Phone: 412-624-1895  
 Fax: 412-648-9951  
 Email: frankie@pitt.edu  
 Website: <http://www.pamaaetc.org><sup>xii</sup>

**Local Performance Site(s)**

Howard University  
 Washington, DC

*Located in: Pennsylvania  
 Serves: Delaware, District of Columbia, Maryland, Ohio,  
 Pennsylvania, Virginia, West Virginia*

**Dental Reimbursement Program**

The Ryan White Care Act Dental Reimbursement program provides reimbursement to dental schools, postdoctoral dental education programs, and dental hygiene programs for oral health care of individuals living with HIV.

**Total Dental Reimbursement Funding:**\$169,504<sup>xiii</sup>

|   |  |
|---|--|
| Children’s National Medical Center<br>Department of Dentistry<br>Washington, D.C.<br>\$34,950 | Washington Hospital Center<br>Department of Oral & Maxillofacial Surgery<br>Washington, D.C.<br>\$66,202 |
| Howard University, College of Dentistry<br>Washington, D.C.<br>\$68,352                       |  |

**Special Projects of National Significance (SPNS)**

SPNS is the research and development aspect of the Ryan White CARE Act. SPNS is responsible for assessing the effectiveness of certain care models, providing support for innovative models of HIV/AIDS service delivery and for assisting the replication of effective models across the nation.

**Total SPNS Funding:**\$1,100,000<sup>xiv</sup>

|                                     |           |
|-------------------------------------|-----------|
| Academy for Educational Development | \$400,000 |
| Whitman-Walker Clinic               | \$700,000 |

**Housing Opportunities for Persons with AIDS**

The Housing Opportunities for Persons with AIDS program (HOPWA) provides housing assistance and related supportive services for HIV positive persons with low income and their families. Ninety percent of funding is provided through “formula grants” to qualified states with the largest number of AIDS cases, and the remaining ten percent is provided on a competitive basis through three grant programs: Special Projects of National Significance (SPNS), projects that address permanent housing and service challenges for persons with HIV and their families, and technical assistance projects.

The Department of Housing and Urban Development (HUD) provided the District of Columbia with \$9,862,000 in formula grants under the HOPWA program in 2003.<sup>xv</sup> Maryland also received \$0 in SPNS funding and a \$0 permanent housing renewal grant. The District of Columbia received \$0 in technical assistance funding.<sup>xvi</sup>

| HOPWA Grant Type                  | Funding Amount |
|-----------------------------------|----------------|
| Formula                           | \$9,862,000    |
| Competitive- SPNS                 | \$0            |
| Competitive- Permanent Housing    | \$0            |
| Competitive- Technical Assistance | \$0            |

**Serostatus Reporting**

States require that cases of AIDS be reported to local and state health departments, and since 2004, all states require that cases of HIV infection be reported as well. The data below include the number of persons reported with HIV infection who do *not* have an AIDS diagnosis. Each state can use one of three forms of HIV reporting: name-based, code-based, or name-to-code-based. In name-based reporting, the individual who tests positive is identified by name. In code-based reporting, unique identifier codes are used in place of names. In name-to-code-based reporting, HIV cases are initially identified by name and are later switched to code. The CDC only accepts data for its surveillance reports from states that use name-based reporting for HIV.

The District of Columbia uses **code-based** reporting of HIV infections<sup>xvii</sup>

- Total number of Adults Living with HIV Infection through December 2003: 13,770
- Total Number of Children < 13 Years Old Living with HIV Infection through: 28<sup>xviii</sup>

## State AIDS Director

---

### Lydia Watts

Senior Deputy Director  
Department of Health, HIV/AIDS Administration  
64 New York Ave, NE  
Suite 5001  
Washington, DC 20002  
Phone: (202) 671-4900  
Fax: (202) 671-4860  
E-mail: [lydia.watts@dc.gov](mailto:lydia.watts@dc.gov)

### Brenda Crowder-Gaines

Administrative Officer  
Department of Health, HIV/AIDS Administration  
64 New York Ave, NE  
Suite 5001  
Washington, DC 20002  
Phone: (202) 671-4808  
Fax: (202) 671-4860  
E-mail: [brenda.crowder-gaines@dc.gov](mailto:brenda.crowder-gaines@dc.gov)<sup>xix</sup>

---

<sup>i</sup> 1999-2001 data: Centers for Disease Control & Prevention Division of HIV/AIDS Prevention. *HIV/AIDS surveillance report* Volumes 11-13, Tables 1 and 2. <http://www.cdc.gov/hiv/stats/hasrlink.htm>. (Retrieved March 2003).

2002 data: Ngamsngak, K. District of Columbia Department of Health, HIV/AIDS Administration. *Cumulative AIDS Incidence through June 2002*. Special data report per AIDS Action request.

<sup>ii</sup> District of Columbia Department of Health, HIV/AIDS Administration, Epidemiological Division. Data prepared for grant application, Received December 9, 2004.

<sup>iii</sup> District of Columbia Office of Planning. *Wards and Census Tracts Maps*. [http://www.planning.dc.gov/maps/index\\_map.shtm](http://www.planning.dc.gov/maps/index_map.shtm). (Retrieved May 2003).

<sup>iv</sup> District of Columbia Department of Health, HIV/AIDS Administration, Epidemiological Division. Epidemiological Supplemental Report. November 2004.

<sup>v</sup> Kaiser Family Foundation. *State Health Facts*. <http://www.statehealthfacts.kff.org/cgi-bin/healthfacts.cgi?> (Retrieved October 13, 2004).

<sup>vi</sup> Health Resources and Services Administration. *HHS Awards \$600 Million for AIDS Care in Major Urban Areas*. March 19, 2003. <http://www.hhs.gov/news/press/2003pres/20030319.html>. (Retrieved October 6, 2004).

<sup>vii</sup> The Washington, DC EMA also includes portions of Maryland, Virginia, and West Virginia. Washington, DC receives 58% of the total award, Maryland receives 24%, Virginia receives 17%, and West Virginia receives 1%.

<sup>viii</sup> Health Resources and Services Administration. *HHS Awards \$1 Billion to Help States Provide Healthcare, Services and Prescription Drugs for People with HIV/AIDS*. April 10, 2003. <http://www.hhs.gov/news/press/2003pres/20030410.html>. (Retrieved November 8, 2004).

<sup>ix</sup> Malik, Noreen. Health Resources and Services Administration HIV/AIDS Bureau. Special data report per AIDS Action request, Received October 13, 2004.

<sup>x</sup> Ibid.

<sup>xi</sup> Frank, Linda. National Association of AIDS Education and Training Centers. Special data report per AIDS Action request, Received November 3, 2004.

<sup>xii</sup> Frank, Linda. National Association of AIDS Education and Training Centers. Special data report per AIDS Action request, Received November 3, 2004.

<sup>xiii</sup> Health Resources and Services Administration. *HRSA Awards Nearly \$10 Million to Provide Oral Health Services for People Living with HIV/AIDS*. September 29, 2003. <http://newsroom.hrsa.gov/releases/2003/hivdental.htm>. (Retrieved October 5, 2004).

---

<sup>xiv</sup> Tinsley, Melinda J. Health Resources and Services Administration HIV/AIDS Bureau. Special data report per AIDS Action request, Received October 5, 2004.

<sup>xv</sup> Department of Housing and Urban Development. *FY 2003 HOPWA Formula Allocations*.

<http://www.hud.gov/offices/cpd/aidshousing/programs/formula/grants/2003.pdf>. (Retrieved November 8, 2004).

<sup>xvi</sup> Department of Housing and Urban Development. *FY 2003 HOPWA Competitive Awards*.

<http://www.hud.gov/offices/cpd/aidshousing/programs/competitive/grants/fy03/index.cfm>. (Retrieved October 6, 2004).

<sup>xvii</sup> Kaiser Family Foundation. *HIV Name/Code-Based Reporting Policies, 2004*. January 2004.

[http://www.statehealthfacts.kff.org/cgi-](http://www.statehealthfacts.kff.org/cgi-bin/healthfacts.cgi?action=compare&category=HIV%2fAIDS&subcategory=HIV+Testing&topic=Name%2fCode%2dBased+Reporting)

[bin/healthfacts.cgi?action=compare&category=HIV%2fAIDS&subcategory=HIV+Testing&topic=Name%2fCode%2dBased+Reporting](http://www.statehealthfacts.kff.org/cgi-bin/healthfacts.cgi?action=compare&category=HIV%2fAIDS&subcategory=HIV+Testing&topic=Name%2fCode%2dBased+Reporting). (Retrieved November 8 2004).

<sup>xviii</sup> District of Columbia Department of Health, HIV/AIDS Administration, Epidemiological Division. Data prepared for grant application, Received December 9, 2004.

<sup>xix</sup> Washington, DC Department of Health, HIV/AIDS Administration. Received via phone conversation, December 16, 2004.